

Name: _____

Designing Emojis

Every year, new emojis are added to smart devices around the world. Emojis are a quick way for people to express how they are feeling, instead of typing out words. Emojis are useful when people are trying to get an idea across in a limited amount of space. For example, when using TwitterTM, a person is limited to how much they can write. Replacing the word “giraffe” with a giraffe emoji saves space and allows the person to write more! A group called the unicode consortiumTM selects and designs new emojis that are released to the public. People who want a new emoji added to the database need to submit a proposal to the consortium and explain why the new emoji would be a valuable addition. Today, you will propose 3 new emojis to the consortium that can be used for people to communicate about the impact of different factors on an organism's growth. You will draw each new emoji and write a proposal about why the consortium should add your emojis to the database. A proposal is a written plan or suggestion given to others to see if they agree.

Step 1: Choose Your Emojis

First you will choose an object or idea you would like to represent in emoji form. Your emojis should be new and not already in use. If you are unsure, you can check the emoji encyclopedia at <https://emojipedia.org/>.

The emojis I am proposing are:

- _____
- _____
- _____

Step 2: Describe your Emojis in Detail

Read about the requirements for your emoji description, then fill in the information about each of your emojis in the boxes on the next page.

- **Emoji Name:**
 - Should list a basic name for your emoji that is 1-3 words long (i.e., “scientist” or “basket”).
- **Emoji Meaning:**
 - Should include a detailed explanation about who or what the emoji means (i.e., scientist emoji is representing Albert Einstein).
- **Emoji Artwork:**
 - Should explain in words what the emoji will look like.
- **Emoji Variations:**
 - Should list anything that the user would be able to change about the emoji (i.e., hair color, uniform color).

Name: _____

Emoji Name: _____

Emoji Meaning: _____

Emoji Artwork: _____

Emoji Variations: _____

Emoji Name: _____

Emoji Meaning: _____

Emoji Artwork: _____

Emoji Variations: _____

Name: _____

Emoji Name: _____


Emoji Meaning: _____

Emoji Artwork: _____


Emoji Variations: _____

Step 3: Draw Your Emojis


Draw a picture of the 3 emojis you are creating.



Emoji 1: _____



Emoji 2: _____



Emoji 3: _____

Name: _____

Step 4: Write Your Proposal

Write a letter to the the unicode consortium[™] about the 3 new emojis you created. Your letter must meet the following requirements:

- Name and describe the 3 emojis you are proposing.
- Include an explanation of how you think people would use your emoji in texts or social media posts.
- Use proper letter formatting:
 - Include the date you are writing the letter at the top.
 - Start by addressing the group you are writing to (Dear Unicode Consortium™).
 - End with a closing and your signature (Sincerely, your name).

Dear Unicode Consortium,

This image shows a blank sheet of white paper with horizontal ruling lines. The lines are evenly spaced and run across the width of the page. There are no margins, text, or other markings on the paper.

Sincerely,
