

Name: \_\_\_\_\_

# Creating a Time Capsule

Have you ever seen a time capsule? A time capsule is a container that is filled with items that describe someone's life. For example, your time capsule might have a movie ticket stub, a tennis ball, a drawing of your favorite app, or a photograph of important people in your life. Once time capsules are created, they are hidden away for a certain amount of time. They are then opened at a later date. Some time capsules are opened hundreds of years later! Today, will imagine you lived during the Civil War. You will create a time capsule with 5 items in it that will be opened at a later date in time! You will also write a description of why you included each item in your capsule.

## Step 1: Choose an Identity

You will first choose a person who lived during the Civil War and imagine that you are them. You can choose a real historical figure, like George Washington. You can also create a fictional person, like a soldier named Joe who fought during the Revolutionary War. If you choose a fictional person, you should make sure that the information you provide is historically accurate.

- Write about the person that you are choosing to become:
  - Name: \_\_\_\_\_
  - Job: \_\_\_\_\_
  - Details about their life: \_\_\_\_\_  
\_\_\_\_\_  
\_\_\_\_\_

## Step 2: Describe Your Capsule

Describe what your capsule will look like. For example, your capsule could be a small box, a large glass bottle, or a recycled Lego<sup>TM</sup> bin! It is important that whatever capsule you choose will be able to protect your items for a very long time!

- The capsule I will use is: \_\_\_\_\_

Name: \_\_\_\_\_


**Step 3: Choose 5 Items to Put in Capsule**

Choose 5 items to put in your capsule. Examples include: a letter sent during the time period, a poster gathering support for a cause, or a map from the time period. Then, write 1-2 sentences about why you chose to put each item in your capsule.


- Item 1: \_\_\_\_\_  
Why you chose this item: \_\_\_\_\_  
\_\_\_\_\_
  
- Item 2: \_\_\_\_\_
  - Why you chose this item: \_\_\_\_\_  
\_\_\_\_\_
  
- Item 3: \_\_\_\_\_
  - Why you chose this item: \_\_\_\_\_  
\_\_\_\_\_
  
- Item 4: \_\_\_\_\_
  - Why you chose this item: \_\_\_\_\_  
\_\_\_\_\_
  
- Item 5: \_\_\_\_\_
  - Why you chose this item: \_\_\_\_\_  
\_\_\_\_\_

Name: \_\_\_\_\_


**Step 4: Draw a Picture of Your Items**  
Draw a picture of your items inside your time capsule.




Item 1: \_\_\_\_\_




Item 2: \_\_\_\_\_



Item 3: \_\_\_\_\_



Item 4: \_\_\_\_\_



Item 5: \_\_\_\_\_

**Name:** \_\_\_\_\_

**Step 5: Describe Where You Will Hide Your Capsule**

Describe where you will hide your time capsule. How will you be sure that the capsule is not found until it is time to open it?

Write a paragraph to describe your hiding place and include why you are hiding it there.

**Extra Time? Use craft supplies to build a model of your capsule and items!**