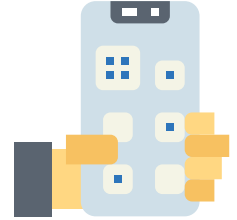


Name: \_\_\_\_\_

# Alexander the Great

App developers create apps that people can use on their phones and tablets. Apps are used for different purposes, including education, entertainment, or fitness.

App developers are one of the most in demand careers in the world. This is because many companies sell their products or services on an app. The median salary for an app developer in 2019 was \$107,000.



To become an app developer, you will need to learn to code. “To code” means to use a computer language. A computer language is a series of instructions that tell a computer what to do. Examples of computer languages include Python and Javascript.

Today, you will imagine you are an app developer who is creating a new app to teach people about Alexander the Great, the famous ancient military leader. Follow the steps below.

## Step 1: Learn About Alexander the Great

Read the passage below and answer the questions.

### Alexander the Great: A World Conqueror

By: Aaron Bracy

#### Early Life and Conquering Greece

Alexander the Great was born in 356 BCE. He was the son of Philip II, the King of Macedonia, who was known for his courage and skills as a military leader and ruler. Macedonia, located north of Greece, was an ancient kingdom that was known for its skilled warriors.

As a young boy, Alexander was trained in military combat and leadership. He learned to ride a horse and use weapons. He also studied with the great Greek philosopher Aristotle. By the age of 16, Alexander was a commander in the Macedonian army. At one point, he ruled Macedonia while his father went to war against Byzantium. At the age of 20, he joined his father in battle and defeated two of the most powerful Greek city-states, Thebes and Athens. Afterwards, when Phillip returned home, he partnered with the two defeated city-states to join forces against the much larger and stronger Persian empire.

In 336 BCE, Philip II was assassinated. Alexander quickly claimed his right to the throne. He marched to Thebes after learning that some of the leaders were rebelling against him. He destroyed the city, killing and enslaving Thebans. His actions set an example for other Greek city-states as to what would happen if Alexander was challenged.



This map shows the empire of Alexander the Great.

**Name:** \_\_\_\_\_

# Alexander the Great

## Conquering the Persian Empire

After his success conquering the Greek city-states, Alexander set out to conquer the Persian Empire. This area consisted of the lands east of Macedonia, which were controlled by King Darius III. The Persian Empire was the largest empire in the world. In 334 BCE, Alexander invaded Asia Minor, also known as Anatolia. Today, this country is known as Turkey. Alexander marched with 37,000 foot soldiers and 5,000 horsemen. His troops won the battle. A year later, Alexander defeated the Persians at the battle of Issus, also in Asia Minor. King Darius III and many of his soldiers fled after the battle. From there, Alexander marched south where he captured Syria and Egypt, countries that were also part of the Persian Empire. The Egyptians hailed Alexander as a hero.

While in Egypt, Alexander founded the city of Alexandria. In Alexandria, he introduced Greek culture and philosophy to the Egyptians. He oversaw the building of one of the largest and most well-known libraries in the ancient world, the Library of Alexandria, which housed over 500,000 books and scrolls. Scholars from all over the world flocked to the city to visit the library. As Alexander helped open up trade routes to the East and West, Alexandria became known as an important center for business and trade.



An Italian mosaic showing Alexander in battle.

## Alexander Moves On

After leaving Egypt, Alexander continued to conquer cities in the Persian Empire. His next stop was Mesopotamia. In Mesopotamia, the Persians had assembled a large army of 250,000 men. However, Alexander's much smaller army, once again, defeated the Persians.

After leaving Mesopotamia, Alexander invaded the city of Babylon and Persepolis, the capital of the Persian Empire. Later, a fire broke out and burned the Persepolis to the ground. Although the cause of the fire was a mystery, some believed Alexander burned Persepolis down to show that the Persian Empire no longer existed.

By 327 BCE, Alexander turned his attention to India. Although he won a decisive battle in the Indus Valley, Alexander now faced a possible revolt among his soldiers. For 11 years, his men had traveled over 11,000 miles, enduring hardship after hardship. They were exhausted and wanted to go home. A disappointed Alexander agreed to turn back. In the spring of 323 BCE, he became ill with a fever and died. Alexander the Great was 32 years old.

## Alexander's Legacy

It is hard to imagine what Alexander might have accomplished if he had lived longer. However, he still left behind an important legacy. He never lost a battle. He was one of the first to have his soldiers fight on horseback. This gave him an advantage in fighting against soldiers who fought on foot.

Alexander also founded over 70 cities and created an empire that spanned three continents. Many of these new cities were located on trade routes. This opened up the flow of people, goods, and ideas among different countries. For example, Greek culture, science and philosophy spread throughout Alexander's empire. Alexander also allowed people to freely practice their own religions and customs in his empire. In addition, people from different countries could join his armies.

Name: \_\_\_\_\_

# Alexander the Great

Answer the questions below based on what you read.

1. Do you think Alexander was “great?” Support your answer based on information in the passage.

---

---

---

2. What ended Alexander’s push to conquer India? What does this say about him as a military leader?

---

---

---

3. How did Alexander’s conquests help bring cultural change and unity to his empire?

---

---

---

Name: \_\_\_\_\_

# Alexander the Great

## Step 2: Design an App

It is your job to design an app called, “If Alexander The Great Had a Smartphone.” The app will have three sections. Today, you will design the wireframe for the app. A wireframe includes a series of image and words that show what the app will look like once it is built.

Complete the 3 sections below to finish your wireframe.

### Section 1

In the first section of the app, users will create a text message conversation between Alexander and another person. Create an example text message conversation to show users. The text message should be written in present tense, meaning the conversation should talk about events as if they are current, not as if they happened thousands of years ago. Fill out the information below.

Description of the person that Alexander is texting (e.g., soldier in Alexander’s army, friend, enemy):

---

---

---

Choose a purpose of the conversation from the list below.



Discuss military techniques



Intimidate an enemy



Set up a time to go to lunch

\_\_\_\_\_

Other (Another idea you have)

Name: \_\_\_\_\_

# Alexander the Great

Choose at least three pieces of information from the passage.

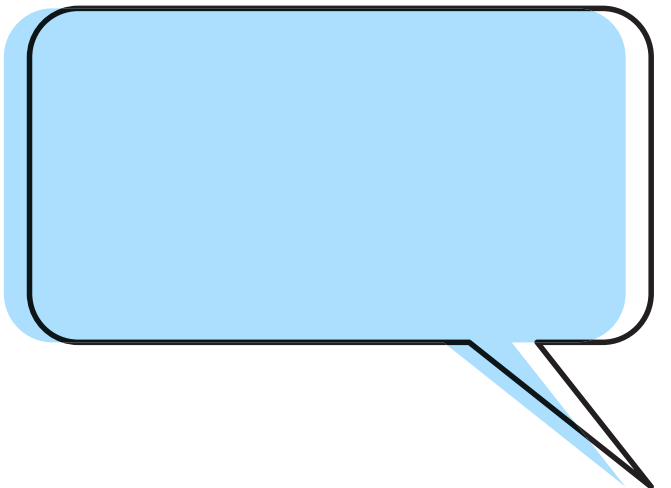
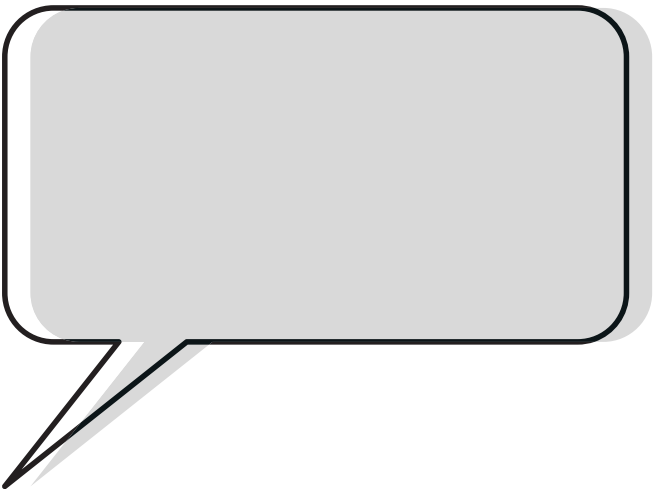
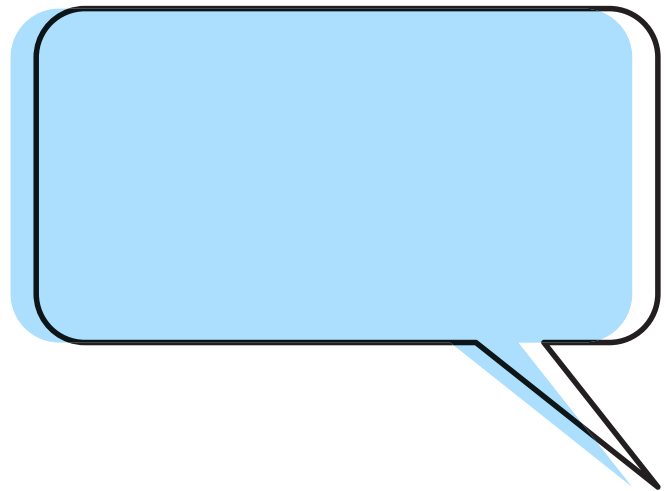
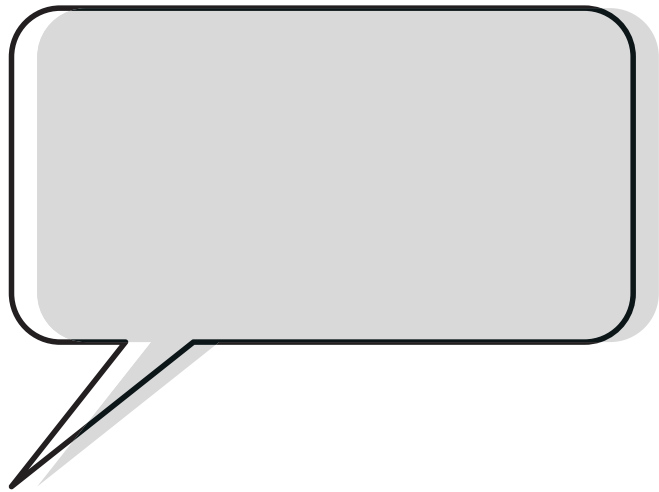
Write down notes below about each piece of information that you will include from the passage.

---

---

---

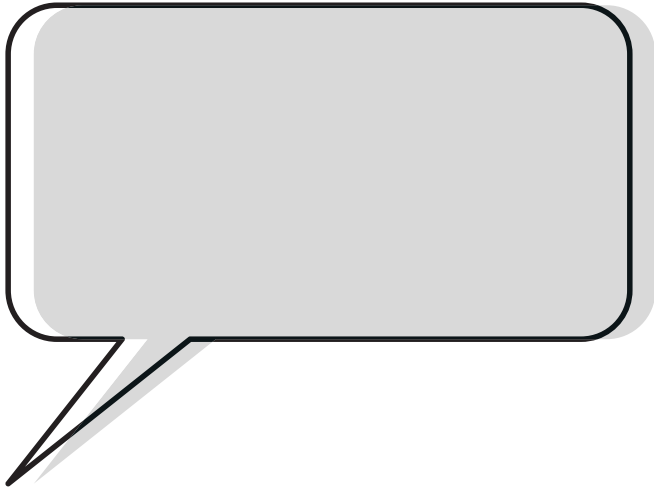
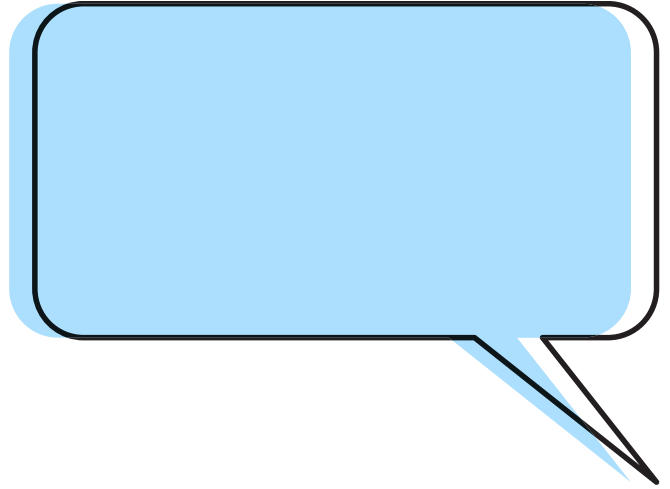
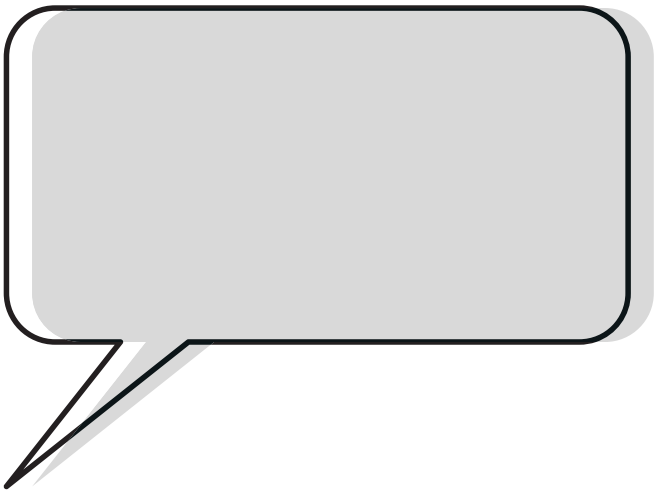
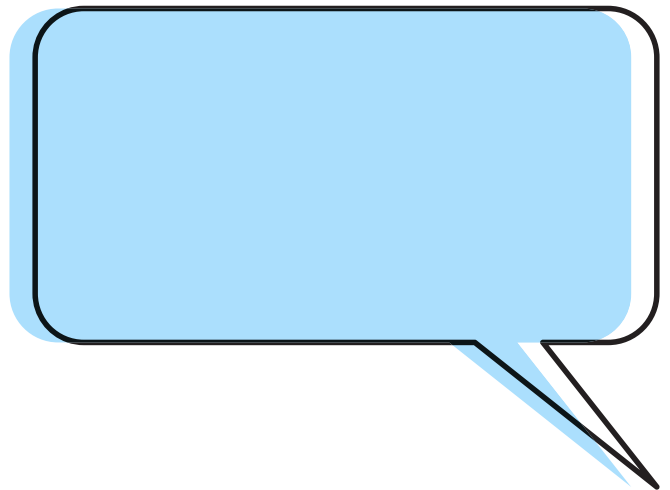
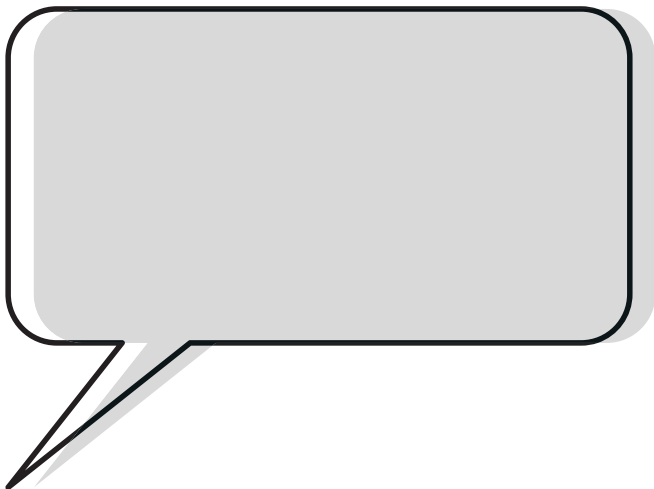
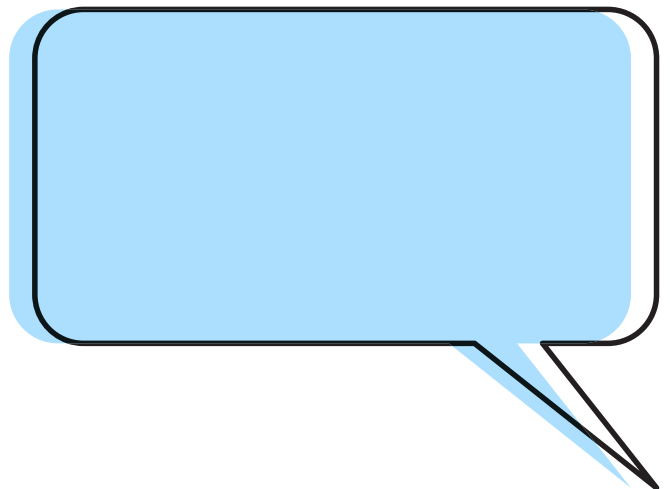
Write your conversation using the template below.



Name: \_\_\_\_\_

# Alexander the Great

Continue the conversation below.

A gray speech bubble with a black outline and a drop shadow, pointing downwards and to the left.A blue speech bubble with a black outline and a drop shadow, pointing downwards and to the left.A gray speech bubble with a black outline and a drop shadow, pointing downwards and to the left.A blue speech bubble with a black outline and a drop shadow, pointing downwards and to the left.A gray speech bubble with a black outline and a drop shadow, pointing downwards and to the left.A blue speech bubble with a black outline and a drop shadow, pointing downwards and to the left.

**Name:** \_\_\_\_\_

# Alexander the Great

## Section 2

In the next section of the app, users will come up with four apps that Alexander could have had on his smartphone. These apps can be fictional or can be real apps that people use today, like Instagram<sup>TM</sup>. Users will also need to explain why Alexander has each app. Then, users will draw an app icon for each app. An app icon has a small symbol or words on it.

Create a set of example apps that users will see. If you need help getting started, think about the following:

- What apps would Alexander use for entertainment?
- What apps would Alexander use to help him travel?
- What apps would Alexander use to find food or places to stay on his journey?
- What apps would Alexander use to help him decide what kingdoms to conquer next?
- What apps would Alexander use to get advice on how to be a powerful leader?

**1) Name of App:** \_\_\_\_\_

What the app does:

Why Alexander downloaded the app:

App Icon:

**2) Name of App:** \_\_\_\_\_

What the app does:

Why Alexander downloaded the app:

App Icon:

**Name:** \_\_\_\_\_


# Alexander the Great

**3) Name of App:** \_\_\_\_\_

What the app does:

Why Alexander downloaded the app:

App Icon:




**4) Name of App:** \_\_\_\_\_

What the app does:

Why Alexander downloaded the app:

App Icon:



Name: \_\_\_\_\_

# Alexander the Great

## Section 3

In the third section of the app, users will pretend to be Alexander and send out an email to soldiers before one of the battles. The email is meant to provide soldiers with the logistics of the battle and also get them pumped up to defeat the enemy. Your email must be written in real time, meaning it should talk about events as if they are current, not as if they happened thousands of years ago.

Create a sample email in the space below to show users. Your email should include the following:


- The name of the battle they are getting ready to fight (pick one from the passage you read)
- The name of who they are battling against and why.
- Words of encouragement to get them excited to go into battle.


New message

To

Subject

Send

A | 

 | 